

Programming cables and adapters

For the families and styles listed below use cable **HI-PRO #2** (2m) or **NOAHlink #2** (50 cm).

HI-PRO #2

Left: 384-20-033-00
Right: 384-20-032-00

Alternative NOAHlink #2 (50 cm)

Left: 384-20-035-00
Right: 384-20-034-00



Family	Styles	
Leox	BTE SP, BTE UP	E
Viron	miniRITE / miniRITE T / miniRITE T R	C
	BTE 105	E
Zerena	IIC/CIC	A
	ITC/HS/FS	B
	miniRITE / miniRITE T	C
	BTE 105	E
Juna Saphira Nevara	CIC* / IIC*	A/B
	ITE / ITC / IICx	B
	Pico RITE	C
	CPx / CP / C BTE	D
	Power BTE / Nano BTE / Nano RITE	E
Supremia	SP BTE	D
Acrica Carista	ITE / ITC / CIC / IIC	B
	CPx / CP BTE	D
	Nano BTE / Nano RITE	E
Chronos Inizia	CPx / CP BTE	D
	Nano BTE / Nano RITE	E
	ITED / ITC / CIC	C
	ITCD	F

* CIC and IIC instruments can come with two different faceplates. Please be aware that a specific faceplate will only fit with the corresponding programming adapter. Inspect battery drawer to determine the correct adapter.

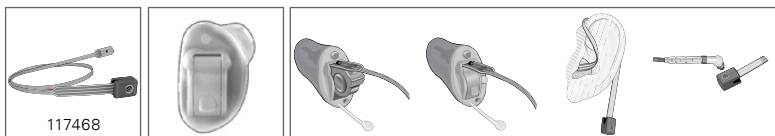
Note: Always insert a fresh battery prior to programming.

⊗ Exception: **Power BTE, BTE 105, BTE SP, BTE UP, CIC** and **IIC** (see instructions **A** and **E**)

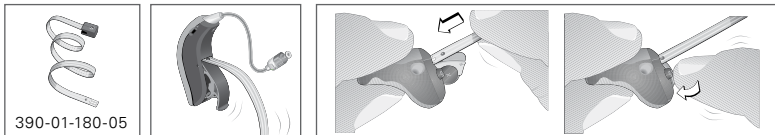
A Programming adapter mini



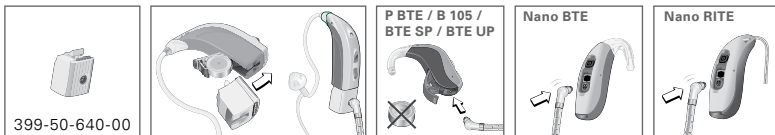
B FlexConnect Mini



C FlexConnect



D Programming adapter **E Direct connection**



F Programming strip

